

LILIEDAHL™
ART INSTRUCTION VIDEOS™

2018 WISH ART VIDEO INSTRUCTION BOOK

Johnnie Liliedahl,
Founder

The World's Master Artists at Your Fingertips

The
World's
Best Art
Instruction
Videos

Streaming, Download
or DVD

"BRILLIANT, EASY TO LEARN,
LEGENDARY ARTISTS"

— FINE ART CONNOISSEUR MAGAZINE

WWW.LILIPUBS.COM
1-877-867-0324

DVD
VIDEO

COMPACT
disc
DIGITAL AUDIO

FIVE REASONS ARTISTS LOVE LILIEDAHL



1. ARTISTS LOVE TO GROW

Artists know that they can always get better, and that the best way to learn is to learn from others who have already figured it out. Now, Liliedahl gives you access to top master artists so you can learn under world-class artists who are also great teachers. One tip from one video can completely change the way you paint.



2. LEARN ON YOUR DEVICE AND ON YOUR OWN TIME

Great master artists can be at your fingertips on your phone, tablet, TV, or other screen, so you can watch when traveling or filling a spare moment. You can watch by either DVD or streaming and get an experience that can be even better than a workshop, because you can watch and listen again and again till you get things right. And you can paint along!

100%
Satisfaction
GUARANTEED

3. 100% SATISFACTION GUARANTEE

We're known for our guarantees. If you buy one of our videos and it's not what you thought it was, we don't want you to get stuck with it. Simply send it back for something of equal value you might like better. You can exchange any course, or return it for a full refund, within one year from your initial purchase. And of course if one of our products breaks or is damaged, we'll fix it for free.



4. OUR CUSTOMERS LOVE US


We've got thousands of customers after 29 years. We love those 4- and 5-star reviews!

Why do we score so high with our customers? Because we bring you the world's finest artists, and because we're artists ourselves. We're not some big, faceless corporation producing videos by non-artists. We know what we would want and give it to you.

We don't just select the very best, most experienced master painters, we seek the ones who have a true gift for teaching. And on our more recent releases, we conduct in-depth interviews with the artists and give you a show of their artwork.

We listen, find out what our customers want, then we find the best artists to teach it.

Again: Our goal is to give you teaching that is so in-depth, showing every brushstroke and explaining every concept, that you get an experience better than a workshop.




5. THE WORLD'S FINEST MASTER ARTISTS

We have deep relationships in the art community and access to the world's top artists, who know that Liliedahl has 29 years of history of producing the finest video products available.

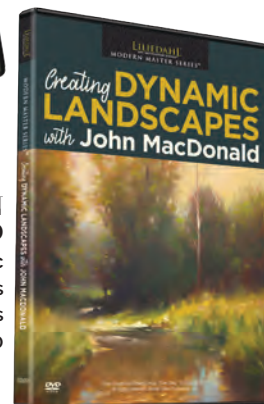
We do extensive preparation and coaching to make sure each video gives viewers exactly what they want. Each video is designed to appeal to every level, from beginner to experienced pro.

Over almost three decades of pioneering art instruction videos, we've selected only the finest artists with the best teaching skills to make sure you get significant value and a great experience, whether you're painting along or simply watching and learning.


WHAT'S
NEW



JOSEPH MCGURL
Painting Light & Atmosphere
JMG-100 • 9+ hours • \$157



JOHN MACDONALD
Creating Dynamic Landscapes
JMD-100 • 5 hours
\$127.00



CESAR SANTOS
Secrets of Figure Drawing
CS-200 • 17+ hours
\$187



KATHY ANDERSON
Bringing the Garden Indoors
KA-300 • 7h 17m • \$127




SHELBY KEEFE
Painting from Photographs
SK-100 • 5h 45m • \$127

COMING **SOON**


DK RICHARDSON
BILL DAVIDSON
HUIHAN LIU
BOB ROHM
THOMAS JEFFERSON KITTs

KATHLEEN HUDSON
NANCIE KING MERTZ
JOHANNE MANGI
NANCY TANKERSLEY
KAREN ANN HITT


WHAT'S
NEW




GEORGE GALLO
Impressionistic
Landscape Painting
GG-100 • 2 hours • \$107




TONY PRO
Secrets of Expressive Portraits
TP-100 • 5h 25m
\$107



MICHAEL MENTLER
Figure Drawing in the
Renaissance Tradition
MM-100 • 6H 20M • \$167



ERIC RHOADS
Art Marketing Boot Camp™6
ER-BC6 • 3h 34m • \$157



GREGORY MORTENSON
Realistic Self-Portraits
GM-100 • 24h 40m • \$197



SCOTT W. PRIOR
Painting the Urban
Landscape
D-SP1 • 5h 53m • \$127



STEPHANIE BIRDSALL
Lemons and Leaves:
The Natural Still Life
SB-100 • 8h 20m • \$157



THOMAS KEGLER
Painting Niagara
TK-100 • 8h 20m hours • \$157



JOHN POTOTSCHNICK
Limited Palette Landscapes
JP-100 • 15h 15m • \$157



LAUREL DANIEL
Outdoor Painting Basics
D-LD2 • 2h 9m • \$57



AMERY BOHLING
Seascape Painting Secrets
AB-100 • 4h 8m • \$107



MICHELE BYRNE
Painting Impressionistic
Figures
MB-100 • 2h 54m • \$107



DENA PETERSON
Loving Van Gogh
DP-100 • 3h 8m • \$107




RYAN S. BROWN
Painting Classic Portraits
RB-200 • 3h 8m • \$187



ERIC RHOADS
The Complete Paint By
Note System
NOTE-100 • \$29.95

Discover Proven Techniques to Easily Create Stunning Figure Drawings

Let a modern-day master teach you the science behind art and how to perfectly capture the nuanced imperfections of the human form.



MICHAEL MENTLER
Figure Drawing in the
Renaissance Tradition
MM-100 • 6H 20M
\$167

If there is such a thing as a science to art, it is most clear in figure drawing. Mastering the complex proportions, muscles, shapes, and other traits for each component of the body can feel like trying to piece together a giant puzzle, but that doesn't mean it's unachievable. The best and truly only way to perfect the human form is to learn from a master. With *Figure Drawing in the Renaissance Tradition*, you have that opportunity. Michael Mentler is considered a modern-day Da Vinci, and his amazing studies of the human form could have come from a dusty old Florence studio in the 1400s, yet his leading-edge strategy and teaching methods will help you cut through hours of repetition.

The Human Form Is the Foundation of All Art

Because drawing is the foundation of all art, if you master drawing, your artwork will improve at every level. Some of the

universal techniques you will learn from Michael include:

- Using light and shadow to bring your work to life
- The keys to creating a perfect form, the building block of any drawing
- Identifying mistakes artists make in the beginning and how to avoid them
- Creating a "wireframe" to draw a subject from multiple angles
- The components required to achieve realism in your sketches

Once you discover this master's secrets, tips, and techniques for figure drawing, you'll find your approach to drawing anything will have expanded and improved as you view your subject with a completely new perspective.

So Much More Than Just an Art Lesson

Michael guides you through every single step in his figure drawing process, from

beginning to end, all while providing the theories and best practices behind the success of this method. Understanding why you should work a certain way makes doing it infinitely easier and enables it to become second nature.


Over seven hours of detailed and engaging insights, you'll learn how to develop a drawing "game plan," various measurement systems to establish the correct proportions of the body parts as well as why comparative measurements can make things easier, the secret to drawing the head and establishing the right proportions for the face details, and how to use the line of gravity, balance, and rhythm to make your figure drawings more lifelike.

Whether you are looking to perfect the human form, or just use these foundational lessons from a master to take any art practice to the next level, you'll find the insights gained from this course to be invaluable.

About Your Art Instructor: Michael Mentler is a master draftsman, painter, sculptor, filmmaker, author, and educator. Mentler studied at the School of the Art Institute of Chicago, Layton School of Art in Milwaukee, and Washington University in Saint Louis, where he taught figure drawing and design. His work has been featured in numerous publications and shows.

Learn to Perfect the Human Form

Study with a master and discover how to draw incredibly vivid and lifelike figures



CESAR SANTOS
Secrets of
Figure Drawing
CS-200 • 17+ hours
\$187

The human body is one of the most beautiful and complex subjects to recreate through art. Master artists spend decades learning to create flawless forms.

Now, with *Secrets of Figure Drawing*, you have access to a rare and wonderful combination of Old Master realist techniques fused with a vivid contemporary expressionist approach. Join Art Renewal Center Master Artist and Salon winner Cesar Santos to discover how to open your artistic eyes and see your subjects in an entirely new way.

Get Access to Never-Before-Seen Methods

Cesar Santos was trained in Florence, Italy, at a very special school that few artists ever get to attend. It was there that he discovered special techniques most artists never obtain. One of the few modern realists to bridge the contemporary and traditional art worlds, Cesar has

developed a very specific method that combines left-brain logic with right-brain creativity. This allows you to see the structure and forms of your model, then take a step-by-step approach to drawing what you see. Then, tap into the non-logical part of your brain to finish the drawing in a wonderfully expressive way.

Through 17 hours of an accessible, visually rich, and an easy-to-follow format, Cesar knowledgeably leads you through completing a detailed and nuanced figure, from preparation and tools to adding finishing touches, resulting in gallery-quality drawings that are full of life and emotion.

Capturing the Human Figure from Start to Finish

From the hidden secret to preparing for your drawing, to everything you need to give your figure drawing a bulletproof foundation, Cesar will provide insights into:

- A proven way to simplify your forms
- A complete A-to-Z solution for creating your first sketches
- A list of unique tools you can use to get vivid texture
- An in-depth "crash course" covering the important elements of human anatomy
- The secret to working with shapes, volume, values, and light

This is a comprehensive course that starts your learning experience before you even pick up the charcoal.


Master Your Skills with Help from a Master

This step-by-step course removes all the speculation from the process and teaches you exactly what you need to do next. Learn to create figure drawings from a true master of the technique, using a proven set of strategies that can transform and elevate any type or level of artist.

About Your Art Instructor: Cesar Santos studied at Miami Dade College, where he earned his Associate in Arts degree, before traveling to Florence, Italy, where he completed the Fundamental Program in Drawing and Painting at the Angel Academy of Art. He was part of the Hudson River Fellowship in 2010. Santos has received numerous awards and his work has been exhibited all over the globe.

Learn How to Capture the Profound Effects of Light

One of America's most prominent artists reveals his unique step-by-step study-to-studio painting process.



JOSEPH MCGURL
Painting Light & Atmosphere
JMG-100 • 9+ hours • \$157

Light is one of the most aesthetically pleasing aspects of any landscape painting, yet mastering light is one of the biggest challenges. If you want to become an exceptional painter, you absolutely must learn how to paint the light in your work. And the greatest way to learn how to accurately capture and represent light is by studying with the best in the world.

Join prominent painter Joseph McGurl, one of the most in-demand and influential landscape artists working in America today, as he demonstrates proven plein air and studio painting techniques that will improve your capability to portray light. Mr. McGurl has mastered the ability to make his

paintings come alive and feel real—but not photorealistic—and he passes those learnings on to his audience. His accessible delivery makes it easy to follow every detail and brushstroke as you go, no matter what your level of talent or skill may be.

Mastering Composition, Light, and Form

Learning how to paint light allows you to create a beautiful sense of transparency and texture. The secrets Mr. McGurl reveals can help your technique across a variety of artistic endeavors. You'll learn tips and tricks to:

- Lay your forms out in the correct way and dramatically improve your proportions and drawing


- How to create texture without losing your sense of form
- How sunlight and shade affect the texture of your painting
- How to create a true sense of realism without making your painting too tight-looking
- The importance of glazing to make your painting come alive ...and many more!

By the time you've completed this course, you'll not only understand how this top-selling, in-demand artist has created such incredible paintings, you'll know how to do it yourself.

About Your Art Instructor: Joseph McGurl is unquestionably one of the most sought after and influential landscape artists currently working in America. He has won numerous awards and has been the subject of a variety of book and magazine articles. He graduated from Massachusetts College of Art and studied in England and Italy.

Examine the Step-by-Step Process Required to Paint a Masterpiece

Learn how an artist conquered one of the most difficult subjects anyone has ever tried to paint



THOMAS KEGLER
Painting Niagara
TK-100 • 8h 20m • \$157

The renowned Hudson River School painters are known for a distinct style of landscape paintings which embraces realistic composition paired with romantic views. Using techniques such as luminism—an exaggeration device where the effects of light are manipulated so that it appears to be saturating and 'stage lit'—and destabilizing contrasts of light and dark, rich color and dark tones, or rough and smooth textures, this style of art is inimitable.

Thomas Kegler's lifetime goal as a painter was to master these techniques. A scientist at heart, Mr. Kegler kept detailed notes on every process he attempted, experimenting with colors, glazing, underpaintings, and mediums to understand—and ultimately capture—the same feeling created by these masters. After years of study, Mr. Kegler became one of few painters ever to master the Hudson River School techniques. With *Painting Niagara: A Master Class in Studio Painting*, you have an exclusive opportunity to learn from this master as he tackles the "holy grail" of locations: Niagara Falls.

The Journey of a Lifetime

Just as many artists would never attempt to copy the Mona Lisa because it's so perfect, most landscape painters never attempt the subject of Niagara Falls.

To accurately depict this iconic site, Mr. Kegler spent hours at the site, viewing it from every angle, making hundreds of sketches, and creating plein air studies of various parts of the falls in every imaginable weather and light condition. Even more impressive,

Mr. Kegler felt the only way to represent this powerful and massive wonder would be to paint it as a giant panoramic canvas, a canvas eight feet long.

This monumental journey has been documented on video, and this course offers you the exclusive ability to follow the entire process, including viewing original sketches, plein air studies, and the creation of the giant painting itself.

As you'll come to discover, *Painting Niagara: A Master Class in Studio Painting* is masterwork. Artists, or anyone interested in art, should not miss this important documentary following a single artist as he creates a monumental and historic painting.

From Sketch to Frame

With more than 8 hours of step-by-step instruction and glimpses into methodology, technique, and best practices, you get unprecedented access to the mind of master, as well as tips and tricks that transfer to any artistic medium.

You'll discover:

- How to block in a believable sky, prepare it for atmosphere and mist, and design the cloud structures and highlights
- What to do at the water's edge to make your painting feel believable
- Mixing secrets to give the paint a touch of transparency
- Which brushes to use for various effects

How to transfer your drawing to a larger canvas without throwing off perspective

...and so much more.

If you've ever wondered how the mind of a master works and what steps it takes to

create a masterpiece, you can't miss this course.

About Your Art Instructor: Renowned artist, Thomas Kegler, is a self-taught painter, producer, and certified teacher. He is internationally recognized and his work has been shown in numerous solo and group exhibitions at many distinguished galleries and museums.

Discover the Joy of Painting Indoors and Out

Learn the fundamentals of oil painting and how to capture the great outdoors with two courses by an award-winning art teacher.



LAUREL DANIEL
Oil Painting for Beginners
D-LD1 • 4h 15m • \$35

Contrary to what many people think, the ability to paint stunning pieces can be learned no matter what your experience, talent, or skill level is. With these two courses, taught by Laurel Daniel from the Contemporary Austin Art School, you can master the basics of oil painting—even if you believe you have no artistic talent. With Laurel's expert guidance, you'll understand how to faithfully represent what you see in front of you and in your mind's eye.

Gain Years of Training in a Few Short Hours

Further, Laurel's unique training technique cuts down on the time (and frustration) you normally face when learning a new skill. She provides you only with what you need—the precise steps you need to develop your skills, with absolutely zero fluff or filler—so you can master the fundamentals in very little time.

About Your Art Instructor: With a degree in studio art and 19 years in the graphic design business, Laurel Daniel now paints full-time and teaches at the Contemporary Austin Art School. An award-winning artist and writer, Daniel has been included in more than 50 exhibitions.

A Comprehensive Introduction to Oils

Start with *Oil Painting for Beginners*, where Laurel Daniel focuses on fundamentals of oil painting. This complete training program includes everything you need to learn the basics of oil painting, including 20 step-by-step segments with over four hours of easy-to-follow instructions.

Explore topics such as:

- How to get started, including the materials you'll need and how to use them
- Tools, tips, and techniques to create striking works of art in your home
- How to avoid the typical "deadly" mistakes that beginner and intermediate oil painters make

This is the fastest and easiest way to master the basics of oil painting and start creating your own stunning compositions, even if you've never held a paintbrush in your life.

A Complete Overview of Outdoor Painting

Once you've developed the tech-

niques, or if you are looking for a more advanced program, move on to *Outdoor Painting Basics*. In just two hours, Laurel Daniel provides a comprehensive course, giving you everything you need to start painting plein air (outdoor) compositions. You'll discover a practical foundation that allows you to then discover your unique style and vision.

With easy-to-follow, step-by-step guidance, you'll discover:


- How to choose the perfect outdoor subject for your painting
- How to set up your materials and mix your paints to get the perfect color
- How to paint shadows, trees, the effects of light, rolling hills, clouds, and much more

By following Laurel's instructions in *Outdoor Painting Basics*, you'll start seeing amazing results on the canvas immediately.

Whether you purchase these practical and highly beneficial courses as a set, or pick the individual one that suits your needs, you'll find out how easy it is to tap into talents you didn't even know you had.

Discover Techniques to Make Your Paintings Come to Life

An award-winning, impressionistic painter and inspiring teacher shows you how to take a good photo and turn it into an amazing painting.



SHELBY KEEFE
Painting from Photographs
SK-100 • 5h 45m • \$127

Painting from photographs can be one of the most frustrating challenges an artist can take on. Capturing the perspective, getting the colors right, managing the movement and life—these details are often impossible to duplicate in a way that doesn't feel hollow or unrealistic.

The reason behind this is that many artists try to copy the image. As you'll learn in *Painting from Photographs*, duplicating the photograph on canvas is not what you should be striving for. Rather, your goal is to create a great painting. Your instructor in this pursuit, Shelby Keefe, will teach you how to paint captivating, beautiful, colorful paintings from photos—a practical skill that gives you the flexibility to take your subject anywhere.

Building Upon the Beauty of the Photograph

Shelby Keefe draws upon her more than

20 years of experience as an impressionistic painter and teacher to show you how easy it is to turn a static photo into a living, breathing painting. This course features a complete step-by-step walkthrough as Shelby takes one of her favorite photos and turns it into a painting with unimaginable simplicity and depth.

In this one-of-a-kind training, you'll learn techniques specific to turning your photographs into amazing paintings, including:

- When to paint exactly what you see in a photo and when you can improve upon that photo
- How to paint in the "atmosphere," so your painting has a sense of depth
- The tricks the brain plays on us when looking at a photo, and how to become aware of them
- What you should do with your canvas first, before starting the painting itself
- An innovative technique that guar-

antees you like the composition and layout of your painting before you even get started

Plus, Practical and Universal Hints

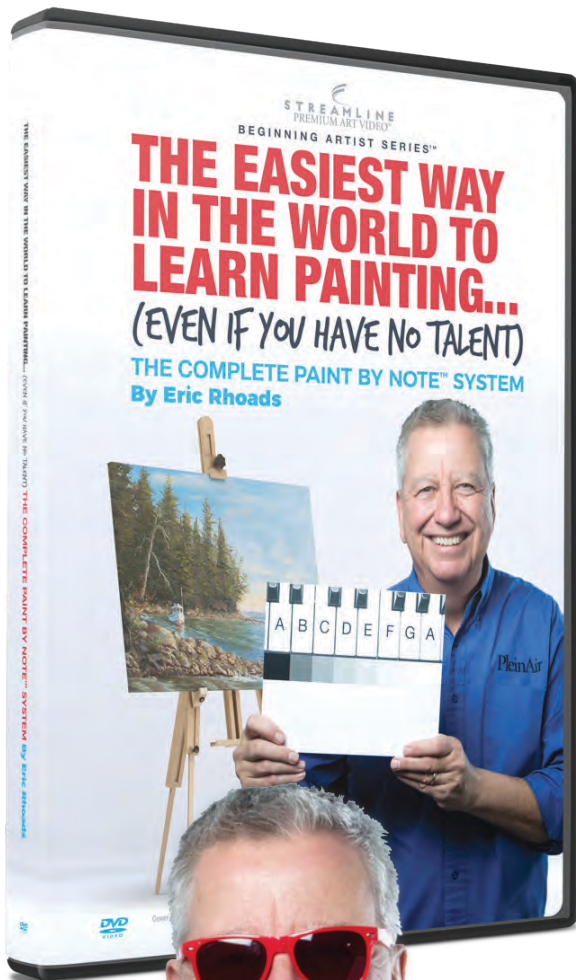
While these two DVDs provide you with five total hours of expert training that show you how to turn your favorite photographs into beautiful, gallery-worthy paintings, you also gain a plethora of tips that can help you improve your overall skills as an artist.

Discover the joy of painting sensational urban and natural landscapes directly from your favorite photos and creating a finished product that is even better than the photo itself with this unique and insightful course.

About Your Art Instructor: Shelby Keefe is an award-winning painter, teacher, and performance artist. Born in Whitewater, Wisconsin, in 1958, she graduated in 1981 with a BFA from Cardinal Stritch University in Milwaukee. Her award-winning urban landscape paintings and plein air work have earned her participation in prestigious national juried shows, competitions, residencies, and arts festivals.

Do You Feel You Have No Talent? Can't Draw a Stick Figure? New System Can Teach Anyone to Paint.

The Perfect Easy Painting System for Beginners of All Ages



Most people who see beautiful paintings wish they could create beautiful paintings too, but believe natural talent is required. Though they instinctively understand that a piano master had to start out by learning the basic notes and scales and following a process, there is a mistaken belief that painters are born with talent. Nothing could be further from the truth.

Painting and drawing are a learned process. Anyone who can learn to type, or can follow a recipe to cook, or can follow simple instructions, can learn to paint. That's pretty much everybody.

Too many people take art lessons or try to learn on their own, find themselves confused and discouraged, then just give up. In a quest to teach a million people to paint, artist and art publisher Eric Rhoads has found a way to eliminate that confusion and discouragement by creating the world's easiest painting instruction system.

Rhoads claims that he lacked talent and couldn't even draw a stick figure, but always wanted to paint. He even went to an art class, but was so intimidated by the work being produced that he turned around and left because he knew he didn't have the talent to produce such beautiful paintings.

Thankfully, Rhoads met a master painter who had studied in the lineage of Italian, French, British, and American masters, and whose life mission was to take a complicated process, break it down, and make it simple. His guidance resulted in a beautiful first painting, and Rhoads' life in art as an artist and art publisher.

Rhoads realized that painting is like music, which is based on just a few notes on a keyboard. So he developed a "keyboard" for learning art, removing the stress and overcomplication. Artists following this system can learn basic skills quickly, without drawing or painting ability, and without relying on "talent."

Now you can become an artist. The system is 100% guaranteed, and if you follow the system and are not creating beautiful paintings in just days, we'll send your money back. It just requires



Eric Rhoads'
Paint By Note™ System

your watching a video, following the step-by-step system, and practicing.

There is also a line of products developed for this system to make it easier, though you can do it without these tools.

The Easiest Way In the World to Learn Painting (Even if You Have No Talent)... The Complete Paint by Note System with Eric Rhoads. Priced to get beginners started:

NOTE-100 • Normally \$107. Now \$29.95

The Paint by Note Glasses to help you see the notes (values) in any photo or in nature.

NG-1 • Normally \$25. Now \$19.99

The Paint By Note Palette System. , includes two sturdy acrylic palettes. Grayscale Palette for easy mixing and matching of the eight notes, plus the Color Paint by Note Palette with grey scale matching bar.


NPS-1 • Normally \$130. Now \$99

The Paint By Note Practice Pack includes eight of Rhoads' paintings with an easy system you can copy to practice. Like paint by numbers, but designed for painting learning.

NPP-1 • Normally \$25 Now \$19.95

Easel Brush Clip, clips on your studio or outdoor easel to hold brushes in plain sight and helps prevent 'brush drop'.

STR-EBC-100 • \$19.95



Paint By Note™ is a trademark of Streamline Publishing, Inc.

THE ART INSTRUCTION VIDEO PIONEER...

Johnnie Liliedahl's dream of bringing the best instructors to your television began 28 years ago, when she founded Liliedahl Video Productions. How could she possibly have known where this passion to teach would lead? We

have artists from all over the world learning and growing by simply watching a video! And most videos are now available digitally; it's become so convenient and easy to improve your paintings by viewing videos on any

electronic screen. Do you think Johnnie ever imagined you would be watching a Lili video on your phone? The Liliedahl library of art instruction videos just keeps growing, and we've got even more videos in the beginning stages of production. Stay tuned for many more throughout the year..



Johnnie Liliedahl, Founder



The Snack
after W. A. Bouguereau
D10 • 3 hours • \$85



Lady of Shallott
after John Waterhouse
D12 • 3h 45m • \$85



Shadows after John Waterhouse
D13 • 3h 45m • \$85



Narcissus
after John Waterhouse
D9 • 3h 45m • \$85



The Water Maid
after Charles Sprague Pearce
D17 • 3 hours • \$85



Boreas
after John Waterhouse
D6 • 4h 30m • \$85

BUY ALL 3 PORTRAIT SERIES VIDEOS FOR ONLY \$150



Victoria • 3/4 portrait
D19 • 1h 36m • \$65



The Pink Scarf • full portrait
D20 • 2h 15m • \$65



Sarah • profile portrait
D21 • 1h 40m • \$65




First Dance
D22 • 4h 30m • \$75



Sitting Pretty
D14 • 2 hours • \$65



Portrait Drawing
D2 • 2h 30m • \$65



Landscapes of Scotland
D11 • 3 hours • \$65



Giving Thanks
D15 • 2 hours • \$65



Forked Path: Basic
Landscape Painting
D1 • 2 hours • \$65



Gardenias
D4 • 2h 30m • \$65



Hilltowns of Italy (no printed reference materials)
D5 • 2 hours • \$65 • 3 Paintings



Dolls & Roses
D16 • 2h 40m • \$65



English Cottage
D18 • 2h 30m • \$65



Reflections
D3 • 2h 30m • \$65



Landscapes of France
D7 • 3+ hours • \$85 • 3 Paintings

THE BASICS AND ESSENTIALS OF OIL PAINTING

For students without access to a four-year art school

The Illuminations! Series of video classes takes materials taught in Johnnie Liliedahl's School of Classical Oil Painting and puts them in a format that can be used by students of all levels. These titles offer information that would take a year of dedicated art school study to acquire. Video includes printed reference materials for independent study.



Oil Painting for Beginners
Laurel Daniel • D-LD1 • 4h 15 m • \$35



Outdoor Painting Basics
Laurel Daniel • D-LD2 • 2h 9 m • \$57

Laurel Daniel: Oil Painting for Beginners is for those who are at the start of their landscape painting careers. And for those who want to venture outside to paint, Liliedahl has released **Laurel Daniel: Outdoor Painting Basics**.



1: Understanding Color*
DI1 • 1h 30m • \$65



2: Drawing 2 for Painters*
DI4 • 2h 15m • \$65



3: Drawing 1 for Painters
DI3 • 2h 10m • \$65




4: Light & Shadow
DI5 • 1h 15m • \$65



5: Painting Metal*
DI7 • 1h 30m • \$65



6: Children's Facial Features
DI6 • 1h 30m • \$65



7: Color Solutions*
DI2 • 2 hours • \$65



8: Constable Country*
DI8 • 1h 30m • \$65



9: Drawing the Head in Oil
DI9 • 1h 30m • \$65



10: Painting Ethnic Fleshtones
DI10 • 1h 45m • \$65



11: Lady in White*
DI11 • 3 hours • \$85



12: The Courtship*
DI12 • 5h 30m • \$110

FIGURATIVE & PORTRAIT VIDEOS by World-Famous Artists



Secrets of Figure Drawing
Cesar Santos
CS-200 • 17+ hours • \$187



Figure Drawing in the Renaissance Tradition
Michael Mentler
MM-100 • 6h 20m • \$167



Secrets of Expressive Portraits
Tony Pro
TP-100 • 5h 25m • \$107



Realistic Self-Portraits
Gregory Mortenson
GM-100 • 24h 40m • \$197




Painting Classic Portraits
Ryan S. Brown
RB-200 • 13 hours • \$157



Painting the Figure
Sherrie McGraw • DSM2 • 4 hours • \$125




Torian's Smile
Daniel Gerhartz • DGE-100 • 89m • \$85




The Tavern Maid
Sylvia Trybek
DST1 • 4h 20m • \$85



Twilight in Tibet
Huihan Liu • DHL1 • 6h 30m • \$150



The Beginning of Autumn
Daniel Gerhartz • DGE-200 • 6h 15m • \$160



Reclining Nude
David A. Leffel • DDL3 • 4h 20m • \$150



Her Mother's Locket
Daniel Gerhartz • DGE-300 • 6hours • \$125

FIGURATIVE & PORTRAIT VIDEOS by World-Famous Artists



Portrait in Pastel
Gweneth Barth
DGB1 • 68m • \$65 • Eng/Fr



Gypsy Spirit
Jeffrey R. Watts
DJWT4 • 4 hours • \$125



At the Opera
Jeffrey R. Watts
DJWT1 • 7 hours • \$175



Secrets of Classical Painting
Juliette Aristides • JA-100
8h 45m • \$127



Reflections
Lynn Gertenbach
DLG2 • 4h 50m • \$95



**Portrait Techniques of the
Russian Masters**
Alexey Steele
DAS1 • 6+ hours • \$127



Homework
Morgan Weistling
DMW1 • 10 hours • \$195



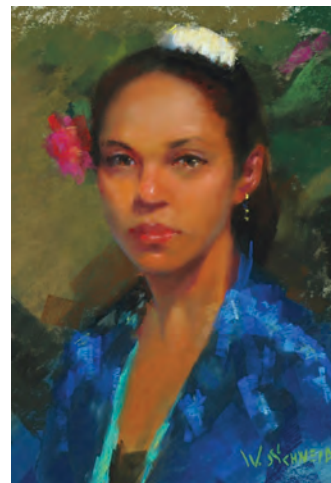
The Portrait
R. Maniscalco
DRM1 • 3h 40m • \$85



Peru Colors
Scott Burdick • DSB1 • 6h 20m • \$195



Solitude
Zhaoming Wu • DZW1 • 4h 40m • \$135



Princess (Pastel)
William A. Schneider
DWS1 • 3h • \$85



Rebecca Fire Lit
Scott Burdick • DSB3 • 3+ hours • \$95

FIGURATIVE & PORTRAIT VIDEOS

by World-Famous Artists




Legacy of an American Painter
Max Ginsburg • DMG1
6+ hours • \$127



Secrets of Portrait Painting
Cesar Santos • CS-100 • 19h 42m • \$197



Creating Portraits
from Life
Patricia Watwood
PW-100 • 7h 39m • \$127



Nicolai Fechin
Painting Secrets
William A. Schneider •
DWS5 • 3+hrs • \$127



Sunlight
Zhaoming Wu • DZW3 • 5h 30m • \$135



Life in the Market
Scott Tallman Powers
DSTP1 • 4 hours • \$55



Zorn Palette
William A. Schneider
DWS3 • 2h 24m • \$85



Pastel Painting Secrets
William A. Schneider
DWS6 • 4hrs • \$107



The Trapper
Scott Tallman Powers
DSTP2 • 4h 20m • \$85



Costumed Figure
Xiang Zhang • DXZ1 • 3h 20m • \$95



Painting Expressive Portraits
Jove Wang • DJW1 • 3h 42m • \$187

FIGURATIVE & PORTRAIT VIDEOS by World-Famous Artists



Painting for the Impatient
Morgan Weistling
DMW2 • 7h 30m • \$150



Gesture Portraits
Jeffrey R. Watts • DJWT3 • 5 hours • \$150



Portraits from Life
Joshua Fallik • DJF1 • 3 hours • \$85



Portrait Drawing
Daniel Greene
DDG1 • 1h 40m • \$79.⁹⁵



Pastel Portrait: Erika
Daniel Greene
DDG3 • 1h 30m • \$79.⁹⁵



Oil Portrait: Bernard
Daniel Greene
DDG4 • 1h 30m • \$79.⁹⁵




Oil Portrait: Erin
Daniel Greene
DDG6 • 2h 40m • \$79.⁹⁵



Figures on a Park Bench
Sylvia Trybek
DST2 • 4h 30m • \$85



Inner Flame (Pastel)
William A. Schneider DWS4 • 4h 30m • \$95



Art Renewal Center (ARC)
Orley Ypon
DOY1 • 3 hours • \$107



Old World Portraiture
Daniel Graves
DG-200 • 4h 23m • \$127



Painting the Self Portrait
Michael Siegel
DMS1 • 2h 45m • \$95

LANDSCAPE & PLEIN AIR VIDEOS

by World-Famous Artists




Painting the Figure in Nature
Ryan Brown • RB-100 • 13h • \$157



Impressionistic Landscape
George Gallo • GG-100 • 2h • \$107



Light & Atmosphere
Joseph McGurl • JMG-100 • 9+ hours • \$157



Painting the Urban Landscape
Scott Prior • D-SP1 • 5h 53m • \$127



Painting From Photographs
Shelby Keefe • SK-100 • 5h 45m • \$127



Creating Dynamic Landscapes
John MacDonald • JM-100 • 5h • \$127



Painting Niagara
Thomas Kegler • TK-100 • 8h 20m • \$157



Painting Impressionistic Figures
Michele Byrne
MB-100 • 2h 54m • \$107



Limited Palette Landscapes
John Pototschnick • JP-100 • 15h 15m • \$157



Seascape Painting Secrets
Amery Bohling • AB-100 • 4h 8m • \$107



Landscape Painting Secrets
Bill Davidson • BD-100 • \$127



Russian Impressionism
Ulrich Gleiter • DUG1 • 2 hours • \$107



Dramatic Seascapes
Jean Perry • DJP1 • 2h 8m • \$107



Balcony with Roses
John Michael Carter
DJMC2 • 3h 30m • \$85



Painting from the Outside In
Jim Wilcox
DJW1 • 4 hours • \$125



Capturing Architecture in Plein Air
Brian Stewart • DBS75 • 2h • \$107



How to Paint Impressionism Outdoors
George Van Hook • DGVH1 • 1h 58m • \$107



Painting Cityscapes
Bryan Mark Taylor • DBMT1 • 3+ hours • \$107

LANDSCAPE & PLEIN AIR VIDEOS

by World-Famous Artists




November:
Richard Schmid
Paints the Landscape,
Part One
DRS1 • 104m • \$75




June: Richard Schmid
Paints the Landscape,
Part Two
DRS2 • 87m • \$75



May: Richard Schmid
Paints the Landscape,
Part Three
DRS3 • 135m • \$75



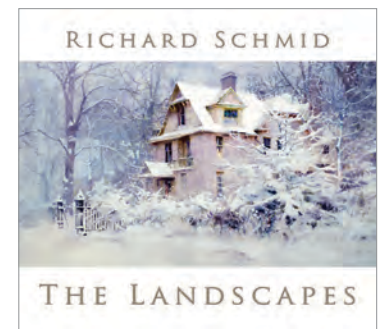
White Pine:
Richard Schmid
Paints the Landscape,
Part Four
DRS4 • 150m • \$75



Alla Prima II, Expanded
Edition
Richard Schmid
328 pgs/262 color plates
BRS1H • \$125 (Hardcover)
BRS1S • \$95 (Softcover)



Alla Prima II Companion:
Richard Schmid's
Materials, Tools and Techniques
Katie Swatland
264 pgs/384 color images
BRS3H • \$115 (Hardcover)
BRS3S • \$85 (Softcover)



The Landscapes
Richard Schmid
280 pgs/300 color plates
BRS2H • \$138 (Hardcover)
AVAILABLE IN HARD COVER ONLY



Las Golondrinas
Irby Brown
DIB2 • 1h 24m • \$65



Eldorado Landscape
Irby Brown
DIB3 • 2h 18m • \$65



Irby's Palette & Studio Aspens
Irby Brown
DIB1 • 2h 18m • \$65

LANDSCAPE & PLEIN AIR VIDEOS

by World-Famous Artists



En Plein Air Collections '95-'05
C.W. Mundy • DCWM1 • 3 hours • \$70



City Scene
Scott Tallman Powers • DSTP3 • 8h 56m • \$125



Studio Painting Secrets
Brian Blood • DBBL1 • 3h 53m • \$107



Nautical Scene
Don Demers • DDD1 • 2h 52m • \$107



Street Scenes
Ken Auster • DKA1 • 3 hours • \$107



Painting the Effects of Light
Kathryn Stats • D-KS4 • 10 hrs • \$127



Seaside
Kathryn Stats • DKS1 • 2h 45m • \$85



Lazy Summer Day
Kathryn Stats • DKS3 • 4 hours • \$95



Overview
Kathryn Stats • DKS2 • 6 hours • \$125



Illumination
Lynn Gertenbach
DLG1 • 3 hours • \$85



The One Hour Plein Air Landscape
Lynn Gertenbach • DLG3 • 1h 56m • \$107



Plein Air Painting Secrets
Brian Blood • DBB2 • 3h 53m • \$107




Paint the Woodland Interior
Roger Dale Brown • DRDB1 • 1h 31m • \$65



Painting Large Landscapes
Scott L. Christensen • DSC1 • 3 hours • \$95



Three Landscape Studies • **Scott L. Christensen** • DSC2 • 3 hours • \$95



Aspens
Neil Patterson • DNP1 • 1h 45m • \$75



Barn House
Neil Patterson • DNP2 • 1h 30m • \$75



Sundown
Neil Patterson • DNP3 • 1h 15m • \$65



Joshua Trees
Diane McClary • DM-10 • 44m • \$50



Mountains
Diane McClary • DM-11 • 49m • \$50



Desert Verbena
Diane McClary • DM-03 • 40m • \$50

LANDSCAPE & PLEIN AIR VIDEOS

by World-Famous Artists




Color of Light
West Fraser • DWF1 • 2 hours • \$107



When You Can't Paint Out • Jim Wilcox • DJW2 • 3 hours • \$95



European Street Scene
John Michael Carter
DJMC1 • 4 hours • \$85



Simplifying Outdoor Painting • John Stobart
DJS1 • 1h 44m • \$19.95



Worldscape I
John Stobart
DJS2 • 1hr 27m • \$39.95



Worldscape II
John Stobart
DJS3 • 2h 15m • \$39.95



Brushstrokes with Energy and Movement
Randall Sexton • DRS1 • 2h 8m • \$107



Painting Monet's Garden
Charles H. White
DCHW1 • 1 hour • \$75
Bonus Landscape
Demo



Painting the Autumn Countryside
Charles H. White
DCHW2 • 1h 2m • \$65



Techniques of the Hudson River School Masters
Erik Koeppel • DEK1 • 9h 37m • \$127



Techniques of the Hudson River School Masters 2
Erik Koeppel • EK-200 • 5h • \$127



Color Foundation for the Painter **Stephen Quiller** •
DSQ1 • 8h • \$99.⁰⁰



Painting Plein Air Impressionism
John Cosby • DJC1 • 2h 54m • \$107



Bold Brushstrokes & Confident Color
Lori Putnam • DLP1 • \$107



Dogwood Walk
Bill Bayer
DBB3 • 1h 30m • \$55



Landscape Studies: Mountains
Bill Bayer • DBB1 • 1h 25m • \$55



Landscape Studies: Montauk Springs
Bill Bayer • DBB2 • 1h 35m • \$55

FLORAL & STILL LIFE VIDEOS

by World-Famous Artists

NEW!



Bringing the Garden Indoors
Kathy Anderson • KA-300 • 7h 17m • \$127



How to Paint Flowers Outside
Kathy Anderson
KA-200 • 3h 37m • \$127



How to Paint Flowers in the Studio
Kathy Anderson • KA-100 • 4h 50m • \$127

NEW!



Lemons and Leaves: The Natural Still Life
Stephanie Birdsell • SB-100 • 8h 20m • \$157



Treasures in the Attic (OPA Winner)
Jean Chambers • DJC2 • 4 hours • \$107



Ragdoll Tea Party
Jean Chambers • DJC3 • 5h 30m • \$107



Beginning Steps
Diane McClary
DM-01 • 89m • \$50



Lilies
Hedi Moran • DHM2 • 2h 20m • \$75



In a Timely Manner
Jean Chambers • DJC1 • 4+ hours • \$107

Seeing &
Mixing Color
Diane McClary
DM-02 • 3h 33m • \$100



FLORAL & STILL LIFE VIDEOS by World-Famous Artists



Cobalt & Cantaloupe
Jeff Legg • DJFL2 • 4 hours • \$95



Green Bottle & Apricots
Jeff Legg • DJFL1 • 4 hours • \$85



Carnation, Plums & Brass
Jeff Legg • DJFL3 • 4 hours • \$85



Sunflowers
Joe Anna Arnett • DJAA3 • 1h 31m • \$85



Lilacs
Joe Anna Arnett • DJAA3 • 1h 31m • \$85



Still Life Live: Three Painting Demonstrations
Joe Anna Arnett • DJAA1 • 7h 44m • \$145



Florals (2 programs) Roses/Poppies & Cantaloupe
Hedi Moran • DHM3 • 3h 40m • \$85



Creating an Elegant Still Life
Daniela Astone • DDA1 • 2hr 39m • \$127



Azaleas & Oranges (OPA Winner)
Robert A. Johnson • DRJ5 • 7h 30m • \$175

FLORAL & STILL LIFE VIDEOS

by World-Famous Artists



Roses & Jade
Elizabeth (Pruitt) Robbins • DERP1 • 4 hours • \$85



Copper & Peaches
Elizabeth (Pruitt) Robbins • DERP2 • 3h 45m • \$85



Sunflowers
Hedi Moran • DHM1 • 2h 20m • \$75



Floral Still Life
Robert A. Johnson • DRJ1 • 2h 54m • \$85



The Art of Painting
David Leffel
DDL2 • 3 hours • \$110



Still Life with Onions
Sherrie McGraw
DSM3 • 4h 50m • \$150



Carnations
Robert A. Johnson • DRJ4 • 2 hours • \$75



Pears on Oriental Rug
Robert A. Johnson • DRJ2 • 3 hours • \$85



Dahlias
Robert A. Johnson
DRJ3 • 2h 30m • \$75



The Essence of Still Life
Michael Siegel • DMS2 • 4hr 41min, 2 DVD Set • \$115

FLORAL & STILL LIFE VIDEOS by World-Famous Artists



Market Flowers
Gregg Kreutz • DGK1
2+ hours • \$75



**Antique Coffee Grinder
& Vegetables**
Daniel Keys • DDK2 • 3h 45m • \$85




Hydrangeas & Orange Slices
Daniel Keys • DDK3 • 5 hours • \$115



Lilies & Tulips
Daniel Keys • DDK1 • 3h 30m • \$85

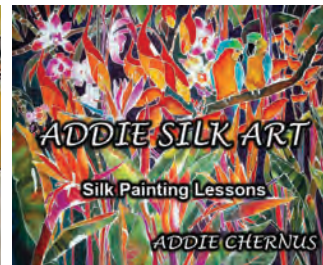
ART BOOKS by World-Famous Artists




Roger Dale Brown
A Passion for Painting • Hardcover •
B-RDB-2 • \$95




Addie Chernus
Addie Silk Art: Silk Painting
Lessons • BAC-1 • \$30




Addie Chernus
Addie Silk Art: Silk Painting
Lessons in Europe • BAC-2 • \$35



Charles H. White
The Art of Charles H. White
151 pages • 150 images
Hardcover • BCHW1 • \$65



Robert A. Johnson
On Becoming a Painter
222 Pages
108 Color Images
Hardcover • BRJ1 • \$65



Narda & Jim Wilcox
Illustrated by John Potter
The Artist's Book of Excuses
105 pgs • 58+ images
Softcover • BJW1 • \$15.95



Daniel Gerhartz
Not Far From Home
BK-DGE-1 • \$85

ART & STILL LIFE VIDEOS

by World-Famous Artists



Huihan Liu
The Oil Painting of Huihan Liu 2
 52 pgs • 61 color plates & 6 B/W plates
 CHINESE / ENGLISH
 Softcover • BHL2 • \$60



Huihan Liu
The Works of Huihan Liu
 64 pgs • 77 color images
 CHINESE / ENGLISH
 Softcover • BHL1 • \$60




Huihan Liu
Huihan Liu & Liang Weizhen
 57 pgs • 60+ color images
 CHINESE / ENGLISH
 Softcover • BHL3 • \$49




Neil Patterson
The Oil Paintings of Neil Patterson
 64 pgs • 114 color images
 Softcover • BNP1 • \$65



Zhaoming Wu
Cours De Dessin From the Academy of Art University
 59 pgs • 8 progressive drawings
 Softcover • BZW2 • \$56




Susan Lyon
Visions & Voyages
 140 color images
 Hardcover • BSL1 • \$75



Irby Brown:
Southwest Landscape Paintings
Richard Brunson • Hardcover • BIB1
 200 pages, 116 color illustrations • \$50



Dali Higa
 84 pgs • 42 color images
 Softcover • BDH1S • \$39



Jim Wilcox
Canvassing the West
 192 pgs • nearly 200 color images
 Hardcover • BJW2 • \$95



Figure Drawing in the Renaissance Tradition
Michael Mentler
MM-100 • 6h 20m • \$167



Secrets of Figure Drawing
Cesar Santos
CS-200 • 17+ hours • \$187



Techniques for Figure & Portrait Drawing
Scott Burdick • DSB4 • 4 hours • \$110



Drawing the Head
Zhaoming Wu • DZW2
2 hours • \$75



Drawing from the Model
Jeffrey R. Watts • DJWT2
3h 45m • \$95



Drawing the Figure
Sherrie McGraw
DSM1 • 3 hours • \$95
Complements Painting the Figure, available on page 10




Essential Drawing Skills
Jove Wang • DJW2
3h 42m • \$147



Color: The Daniel Greene Method
Daniel Greene
DDG2 • 1h 40m • \$79.95




Design Secrets of the Masters: the Key to a Successful Painting
William A. Schneider
DWS2 • 3h 30m • \$85




Addie Silk Art: Silk Painting Lessons
Addie Chernus
DAC1 2h 40m • \$30



Straight Ahead (Oil)
Cheri Christensen • DCC1 •
2h 45m • \$75



Highlight (Oil)
Cheri Christensen
DCC2 • 4h 30m • \$100



Keeping an Eye Out (Oil)
Cheri Christensen • DCC3 •
3 hours • \$75

OIL, ACRYLIC & DESIGN VIDEOS
by World-Famous Artists

WATERCOLOR VIDEOS

by World-Famous Artists



Secrets of Painting Watercolor Outdoors
Andy Evansen • DAE1 • 2h 28m • \$107



Watercolor the Italian Way
Francesco Fontana • DFF1
3h 12 m • \$107



Water Media Foundation for the Painter: A Complete Guide
Stephen Quiller • DSQ2 • 8h • \$99.50



Creating from Chaos
Ed Labadie
DEL1 • 45m • \$29.⁹⁵



Watercolor Workshops
Susan Harrison-Tustain
DSHT2 • 3h 30m • \$50



Layering Light
Bette Ridgeway
DBR1 • 1h 12m • \$45



Watercolor Portraits
Susan Harrison-Tustain
DSHT1 • 3+ hours • \$50



Painting Seascapes in Watercolor
Gerald J. Fritzler • DGF1 • 2h 4m • \$107




Life-like Leaves & Vibrant Greens
Susan Harrison Tustain
D-SHT4 • Almost 5 Hours
\$54.50



Watercolor My Way
Susan Harrison-Tustain
DSHT3 • 5+ hours • \$50

Open a Whole New World of Exploration, Beauty, and Possibility in Your Art

Use a common household item to unlock your hidden artistic talents with help from a master painter.



STEPHANIE BIRDSALL

**Lemons and Leaves:
The Natural Still Life**
SB-100 • 8h 20m • \$157

Painting still life florals can result in lovely final products or decidedly unlovely failures. When attempting to capture the complex layers, the delicate value control, and the subtle colors of a bloom or leaf, there are so many places to go wrong. But when you get it right, the results can be breathtaking.

If you're looking for methods to ensure success when painting the natural still life, you won't find a better instructor than accomplished still life and floral artist Stephanie Birdsall. In *Lemons and Leaves: The Natural Still Life*, she takes you deep inside her artistic process, revealing exactly how she paints a still life with beauty and simplicity.

Learn to Love Lemons and Leaves

Stephanie shows you how to take a lemon and look at it from a whole new perspective, with intention, while

tapping into your artist's eye to see, and eventually capture, the nuances of color and texture. A lemon is just yellow, until you see how it's not—it's green, white, orange, and beige.

With more than eight hours of video instruction from a nationally recognized still life artist, you'll have the opportunity to paint along while watching every brushstroke and color mix, and learn how to capture and utilize everything Stephanie Birdsall has to offer.

Some of the insights you'll glean from this hands-on experience include:

- Why you should not have a formula for starting a painting
- How to create a "happy marriage" of the objects in your painting
- How a painting "grows" on the canvas, and what you can do to account for that before you ever make a brushstroke
- When it's OK to deviate from what

you see in front of you—and when you should stick to what you see

Practical Tips for Stunning Results


In addition to providing insights about how she paints, Stephanie gives you a plethora of helpful tips about preparing the scene, the palette, and the foundation. She reveals her essential colors for painting a great still life, the types of canvases she uses (and why), and the exact brushes and tools you'll want many of which you may already have.

If you've ever struggled to get the vibrant magic of a good still life into your paintings or find that sense of museum quality, now is the time to learn some important skills that will serve you the rest of your painting life. When you follow Stephanie's process, you'll begin to see the world around you transform in ways that will make you a better painter.

About Your Art Instructor: Stephanie Birdsall received her formal training at the City and Guilds of London Art School in England. Birdsall continued her study under several top artists, including Doug Dawson, Albert Handell, and Ramon Kelley. Her work has garnered recognition and more than 60 major awards in national and international juried exhibitions.

Capture the Beauty, Radiance, and Grace of the Garden

Unpack the techniques that one of America's greatest living masters spent over a decade to perfect.



KATHY ANDERSON

Bringing the Garden Indoors
KA-300 • 7h 17m • \$127

When it comes to painting flowers, artists spend years perfecting their technique, achieving the right balance of color, light, detail, energy—and even personality—in the gardens they attempt to recreate.

Following in the footsteps of the masters, Kathy Anderson has trained under Richard Schmid (considered one of the greatest living American realist painters) and spent more than a decade honing and refining her style to become not only a critically renowned painter, but a highly sought-after teacher herself.

An Instructor Any Artist Can Follow

With *Bringing the Garden Indoors*, Kathy Anderson teaches you how to replicate her amazing technique and discover a style all your own. As you're treated to seven hours of detailed training, you'll very quickly discover why Kathy is such an effective instructor. You don't have

to be an expert painter already, as her enthusiasm is contagious with easy-to-follow, step-by-step lessons.

Invaluable Tips from Picking Flowers to Painting Flowers

From setting up a gorgeous floral scene through showing you exactly how to paint every detail, Kathy narrates her step-by-step process, giving you an insider's peek into the thoughts and creative decisions behind each brushstroke.

And her insightful advice doesn't start with the brush on the canvas. She provides a comprehensive education on all the components of creating a floral masterpiece, including:

- How to choose the types of plants and design a perfect garden scene before you begin painting
- Painting stems and leaves
- Creating a translucent flower
- A special technique for creating delightfully realistic dahlias, as

well as sunflowers, daisies, and more

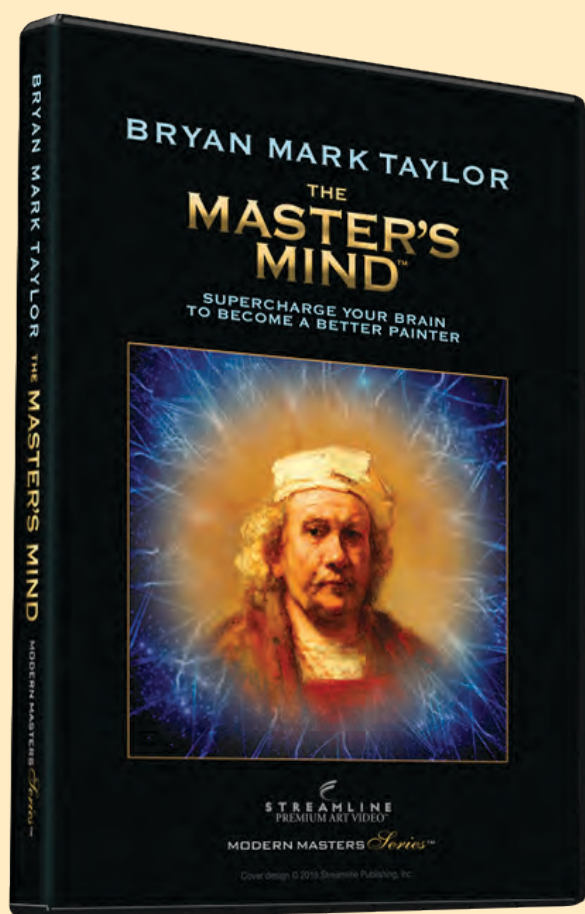
- What to do if you can't finish your painting in one day
- And so much more.

Practical Applications for All Painters

Even if your goal isn't to paint perfect flowers, Kathy provides a plethora of tips and advice that any artist can benefit from. With ways to create or buy affordable canvases, common mistakes and how to avoid them, how to create a background to set the proper tone for an entire painting, which special paints and brushes will help your images come to life, and what tool will help you make sure your proportions are right before you begin to paint, you'll save money, paint, and frustration.

No matter where you live, whether you have a garden or not, this is an incredible opportunity to learn how to paint exquisite garden scenes indoors.

About Your Art Instructor: Kathy Anderson is an award-winning, widely published, and celebrated painter. In 2001 Anderson was invited to join a group of painters under the tutelage of the renowned artist Richard Schmid.



Bryan Mark Taylor
The Master's Mind
D-BMT2 - 5hrs • \$127

In this innovative video, Bryan will demonstrate six detailed exercises that will guide you along the path to artistic excellence.

Watch and participate as Bryan:

- Explains, in easy-to-understand terms, how the human brain best learns.
- Shows you how the eyes and the brain work together to interpret what you see.
- Reviews the "hard skills" that are necessary for every artist to know.
- Reveals the real truth behind some of the myths and inaccurate "rules" that artists have learned, either through formal education, workshops and classes, or from other artists.
- Explains exactly why you'll hit plateaus and what you can do to quickly move on.
- The number one thing you must do before you go to bed so that you wake up feeling refreshed and inspired.
- Gives you the best tips ever to avoid complacency and stagnation.
- Puts each new learning technique he presents into action so that you can both hear and see exactly what he means and how to do it.

And so much more!

Learn Techniques to Market, Promote, and Sell Your Work from an Industry Leader

Through an unprecedented six-part video series, you'll learn the ins and outs of art marketing, best business practices, and how to build a name for yourself with master marketer Eric Rhoads.

Becoming a well-known, collectible, and reputable artist doesn't happen by accident. The chances of being discovered or lucking into big-name buyers are slim to none. Artists may work in many mediums, but they all need to develop skills in sales if they want to make a business out of their art. And this series is here to help.

Now That Your Work Is Done, It's Time for Your Work to Begin.

Through six videos, you will examine every facet of the art marketing process. Among the gems of advice from art publisher, marketer, and blogger B. Eric Rhoads, you'll learn:

- Methods to sell your paintings for a higher price
- Ways to make more art income
- Tips from industry experts through exclusive interviews
- "Insiders' secrets" to getting invited into the best art galleries
- Everything you need to create, foster, and grow a personal brand

This series hands you every key you need to make an outstanding living from your art!

Art Marketing Boot Camp

Start with the original three-session art marketing workshop, featuring a step-by-step and proven guide for selling more paintings, increasing your visibility, and realizing higher prices for your work.

Examine treasured tips, such as:

- How to build a personal brand that puts your name in line with high-quality art and high-ticket prices
- A strategy for strong and consistent sales throughout the year so you never have a "slow season"
- How to identify key collecting trends and capitalize on them with your own work

Obtain specific tools, strategies, and mindsets to help you grow your income as an artist.

Art Marketing Boot Camp II

Eric Rhoads continues down the path of revealing the (often) counterintuitive secrets to becoming a world-class brand that dominates the art world in your market.

Uncover valuable information, such as:

- Ways to brand yourself without spending a lot of money
- Proven techniques to convert online interest into sales
- Find out what top-selling galleries want and how to communicate with them

Get dozens of tips to help you position yourself so your work catches on like wildfire.

Art Marketing Boot Camp III

Take a "peek behind the curtain" and see how to generate art buyer leads, how to build your own following of loyal collectors, and how to create a sales

machine that practically runs itself.

Discover tips such as:

- How to automate the lead-gathering and sales process
- When, how, and why you should increase your prices!
- Getting inside the mind of the art buyer and art collector

Become a success story without compromising your creative vision or stepping outside your own personal comfort zone.

Art Marketing Boot Camp IV

Discover how to make that critical transition from working a 9-to-5 job to becoming a full-time artist and making a living from selling your work.

Investigate insights such as:

- A proven formula to transition away from your job while maintaining and then growing your income as a full-time artist
- An exclusive overview of the “Core Principles of Success”
- Tips to get and keep galleries focused on selling your work over others

Take the guesswork out of a career change with a step-by-step plan to make the transition smoothly and confidently.

Art Marketing Boot Camp V

Learn to turbocharge your art sales and create a continuous, reliable flow of cash every month that gives you the freedom to create and live the lifestyle that you want to live.

Gain best practices, including:

- How to become a celebrity in your market
- The best way to communicate with galleries
- The secret to the “Law of Reciprocity” and how to use it to your advantage

Unpack this detailed marketing plan so you never need to worry about finding paying clients again.

Art Marketing Boot Camp VI

Wrap up with the final steps for how to turn a passion for art into a business, whether you want to add extra income, become a successful full-time artist, or bring in enough as an artist that you can retire comfortably.


Learn about:

- The proven 10-10-10 plan, which can increase your art business revenue by as much as 30 percent
- The ultimate “Retirement as an Artist” plan, complete with the marketing steps you can take to ramp up fast
- An exclusive interview with Jay Abraham – the go-to marketing mentor to the billionaires


No matter what stage of the art sales game you are currently in, this inspiring video can help you to become an art entrepreneur or boost your current business to the next level.

The Full Series


This series will help you retire happily, worry-free, and making a comfortable living off your talents and passions for something you love.




Eric Rhoads'
Art Marketing
Boot Camp
ER-BC1 • 4+hrs • \$157




Eric Rhoads'
Art Marketing
Boot Camp II
ER-BC2 • 4+hrs • \$157



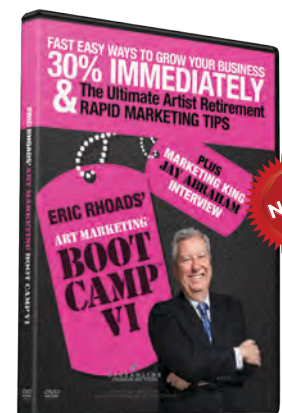
Eric Rhoads'
Art Marketing
Boot Camp III
ER-BC3 • 4+hrs • \$157



Eric Rhoads'
Art Marketing
Boot Camp IV
ER-BC4 • 4+hrs • \$157



Eric Rhoads
Art Marketing
Boot Camp V
ER-BC5 • 4+hrs • \$157



Eric Rhoads
Art Marketing
Boot Camp VI
ER-BC6 • 4+hrs • \$157



Lori McNee & Eric Rhoads
Social Media Marketing
Secrets Revealed
D-LM1 • 5h 32m • \$89

About Your Instructor

B. Eric Rhoads “the most painted man in history” is a career entrepreneur with an unbridled passion for art. He has over 30 years of experience launching successful products and creating highly profitable companies. He’s also created several successful magazines, including *Plein Air* magazine and *Fine Art Connoisseur*.

EXPERIENCE FAST GROWTH AS AN ARTIST

4 EASY WAYS TO ORDER

Online: www.LILIPUBS.com

Phone: 877-867-0324 or (281) 867-0324
Hours: 9:00am-5:00pm EST

Fax: 561-655-6164

Mail: Complete the form inside
TODAY and send to:


Liliedahl Art Videos

331 SE Mizner Blvd
Boca Raton, Florida 33432

LILIEDAHL™
ART INSTRUCTION VIDEOS™

331 SE Mizner Blvd., Boca Raton, Florida 33432

The World's Top Master Artists On Your Screen



JOSEPH MCGURL
Light & Atmosphere
JMG-100 • 9+ hours • \$157

BESTSELLER

Mastering light is one of the biggest challenges when it comes to painting realistic depictions of the world around you. If you want to perfect the presentation of light in your paintings, you need to study with a master. For the first time ever, Joseph McGurl, one of the most in-demand and influential landscape artists working in America today, shares his secrets to capturing light with realism and creating breathtaking pictures. With *Painting Light and Atmosphere* you'll experience a step-by-step tutorial and discover how to paint a breathtaking landscape scene using his powerful and prove techniques.



THOMAS KEGLER
Painting Niagara
TK-100 • 8+ hours • \$157

BESTSELLER

Mastering light is one of the biggest challenges when it comes to painting realistic depictions of the world around you. If you want to perfect the presentation of light in your paintings, you need to study with a master. For the first time ever, Joseph McGurl, one of the most in-demand and influential landscape artists working in America today, shares his secrets to capturing light with realism and creating breathtaking pictures. With *Painting Light and Atmosphere* you'll experience a step-by-step tutorial and discover how to paint a breathtaking landscape scene using his powerful and prove techniques.



MICHELE BYRNE
Painting Impressionistic Figures
MB-100 • 2h 54m • \$107

BESTSELLER

There's nothing more satisfying to an artist than creating a work that tells a slice-of-life story. However, life happens quickly, and painters rarely have the luxury of time on their side. Discover the secrets to reactive painting—a tool of the trade that is extremely valuable for artists who love to paint outdoors, capture busy, changing, or frequently moving scenes, or tackle a complex, multifaceted setting. *Painting Impressionistic Figures* with Michele Byrne gives you the secrets professional plein air painters have discovered to overcome obstacles of time, environment, location, or circumstances.



KATHRYN STATS
Painting the Effects of Light
D-KS4 • 10 hrs • \$127

BESTSELLER

Any artist knows that the proper depiction of light can make or break your piece. It illuminates reflections, heightens shadows, adds depth, and sets the mood—giving your painting meaning and emotion. No wonder so many artists struggle with getting the light just right.

If perfecting light has been a challenge for you, or you just want to learn new ways to depict, use, and manipulate the light in your paintings, we invite you to try *Painting the Effects of Light* with Kathryn Stats. This two-DVD set walks you step-by-step through perfecting a scene that is full of potential disaster for an artist who doesn't know how to capture and represent light.